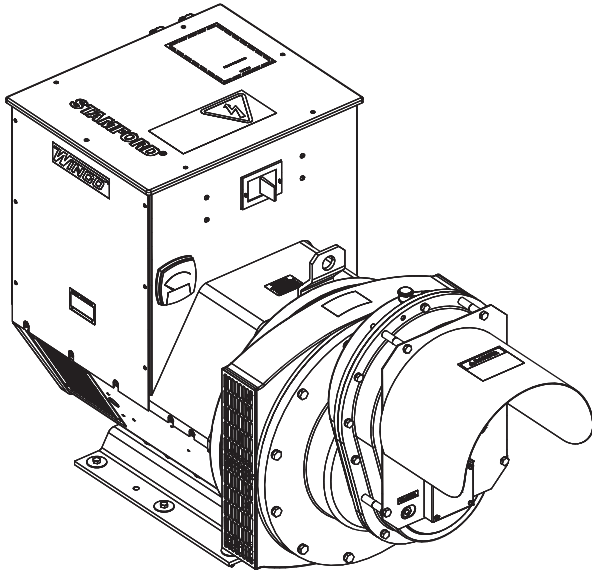


# W100PTOS W105PTOS W120PTOS



Designed, engineered, and manufactured in our facility located in Le Center, Minnesota, equipped with modern engineering, fabrication and assembly capabilities.

### Rugged Design

Engineered and built tough with powder coat paint galvanealed steel.

### Cast Iron Gearcase

Our own WINCO gearcases have proven their strength and durability for over 60 years and will keep doing so in the future.

### Full Load Tested

Every generator is 100% load tested in-house.

**STAMFORD**

MODEL	VOLTAGE	STANDBY (125/40°C)			CONTINUOUS (105/40°C)		
		WATTS	AMPS 1.0 PF	AMPS 0.8 PF	WATTS	AMPS 1.0 PF	AMPS 0.8 PF
W100PTOS-3	120/240 1-PH	100,000	416	N/A	100,000	416	N/A
W105PTOS-4	120/208 3-PH	105,000	291	364	96,000	266	333
W105PTOS-17	120/240 3-PH	105,000	253	315	96,000	231	288
W120PTOS-18	277/480 3-PH	120,000	144	180	117,000	140	176
W120PTOS-21	346/600 3-PH	120,000	115	144	117,000	112	140

#### MOTOR STARTING (CODE G)

120/240 1-PH	45 HP
120/208 3-PH	50 HP
120/240 3-PH	50 HP
277/480 3-PH	50 HP
346/600 3-PH	50 HP

TOTAL HARMONIC DISTORTION	< 5%
---------------------------	------

#### MAIN CIRCUIT BREAKER

120/240 1-PH	400A, 240V
120/208 3-PH	350A, 240V
120/240 3-PH	300A, 240V
277/480 3-PH	175A, 480V
346/600 3-PH	175A, 600V

BONDED NEUTRAL	YES
----------------	-----

120V RECEPTACLES	(1) NEMA 5-20 20A DUPLX
------------------	----------------------------

240V RECEPTACLES	(1) NEMA 6-50 60A
------------------	-------------------

#### FULL POWER ANDERSON<sup>(1)</sup>

SINGLE PHASE	350 AMPS
THREE PHASE	175 AMPS

FREQUENCY METER	YES
-----------------	-----

GROUND LUG	YES
------------	-----

FULL POWER PLUG	INCLUDED
-----------------	----------

PTO INPUT SPEED	1000 RPM
-----------------	----------

INPUT SHAFT SIZE	1 3/4" 20-SPLINE
------------------	------------------

#### REQUIRED INPUT HP<sup>(2)</sup>

100PTOS-3	200
105PTOS-4	210
105PTOS-17	210
120PTOS-18	240
120PTOS-21	240

ASSEMBLED IN	USA
--------------	-----

UNIT WARRANTY <sup>(3)</sup>	3 YEARS
------------------------------	---------

# GENERATOR END

GENERATOR END BRAND	STAMFORD
GENERATOR END MODEL	
SINGLE PHASE	UCI274C
THREE PHASE	UCI274D
WINDING	
240V 1-PH	06 - 4 LEAD
208/240/480V 3-PH	311 - 12 LEAD
600V 3-PH	17- 12 LEAD
VOLTAGE REGULATION	AVR +/-1%
AVR TYPE	AS440
TEMPERATURE RISE	
STANDBY	125/40°C
CONTINUOUS	105/40°C
BRUSHLESS	YES

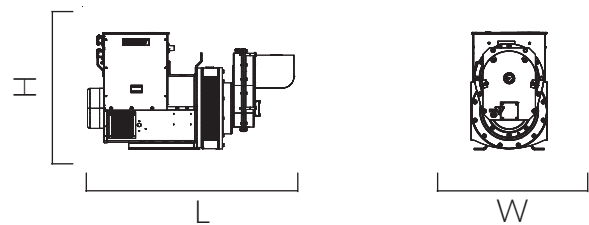
SPEED	1800 RPM
STATOR	2/3 PITCH
WINDINGS	100% COPPER
STATOR WINDING	
SINGLE PHASE	SINGLE LAYER CONCENTRIC
THREE PHASE	DOUBLE LAYER CONCENTRIC
BEARINGS	SINGLE (MAINTENANCE FREE)
EFFICIENCY PEAK	
W100PTOS	84.9%
W105PTOS & W120PTOS	91.0%
INSULATION	CLASS H
INGRESS PROTECTION	IP23

# GEARCASE OIL

OIL TYPE	SAE 85W-90-140
OIL CAPACITY	2.75 PINT

# SHIPPING

SHIPPING DIMENSIONS (L x W x H)	55" x 29" x 36"
SHIP WEIGHT	
W100PTOS	1,139 LBS
W105PTOS & W120PTOS	1,216 LBS
FREIGHT CLASS	65

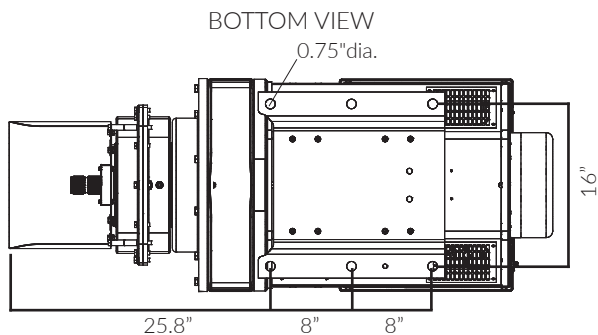


# OPTIONAL ACCESSORIES

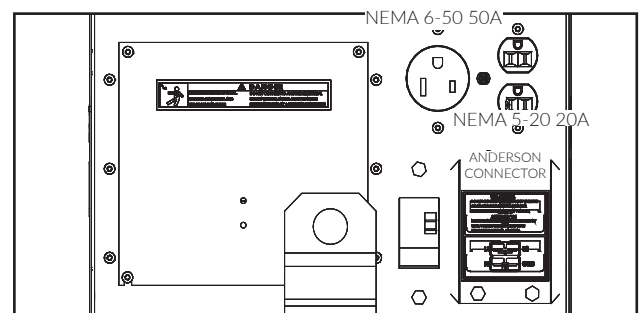
PTO SHAFT	1 3/4" 20-SPLINE
	1 3/4" 21 SPLINE

PTO TRAILER	TDM91
MANUAL TRANSFER SWITCH	VARIES

# INSTALLATION DIMENSIONS



# RECEPTACLE PANEL (1)



**NOTES:**

- (1) 480V & 600V are equipped with the Anderson receptacle only.
- (2) Required HP at PTO of tractor for full rated power. Each 2 HP equals approximately 1KW of electric power.
- (3) For more warranty information, see operator's manual.

Specifications are subject to change without notice.



Sales: 507-357-6821  
Service: 507-357-6831

