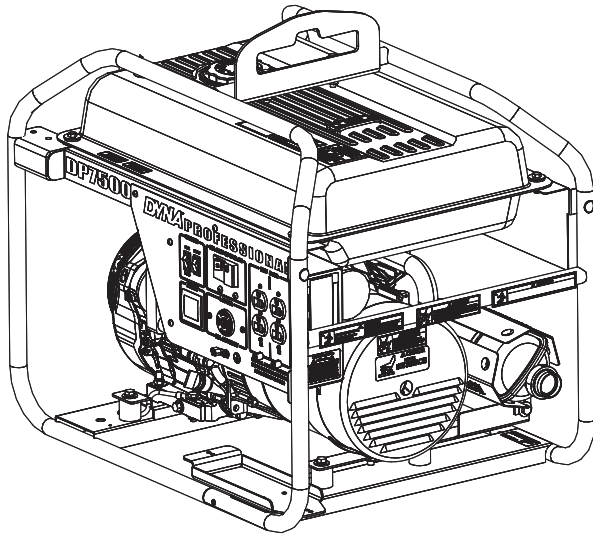


DP7500HE-03/B DP7500HE-03/C



Designed, engineered, and manufactured in our facility located in Le Center, Minnesota, equipped with modern engineering, fabrication and assembly capabilities.

Rugged Design

Engineered and built tough with powder coat paint galvanealed steel.

Full Load Tested

Every generator is 100% load tested in-house.

Honda GX390 Engine

The GX390 lives up to its reputation of the reliability and performance you expect.

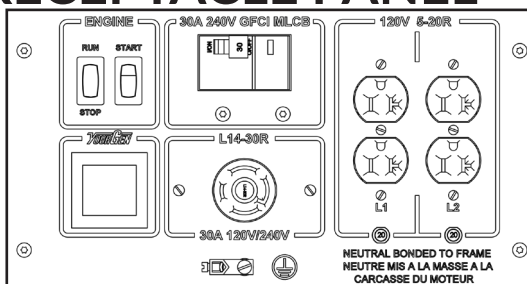


VOLTAGE	STARTING WATTS	STARTING AMPS@ 240V	RUNNING WATTS	RUNNING AMPS @ 120	RUNNING AMPS @ 240V
120/240 1-PH	7,500	31.25	6,720	56	28

MOTOR STARTING (CODE G)	2 HP
DBA @ 7 METERS FULL LOAD	83.7
TOTAL HARMONIC DISTORTION	< 6%
MAIN CIRCUIT BREAKER	30A, 240V (GFCI)
BONDED NEUTRAL	YES
120V RECEPTACLES	(2) NEMA 5-20 20A DUPLIX (GFCI)
120/240V RECEPTACLES	(1) NEMA L14-30 30A (GFCI)

PROTECTIVE ROLL FRAME	1.25" DIA. 14 GA. STEEL
ASSEMBLED IN	USA
EPA APPROVED	YES
CARB APPROVED	NO
TÜV CERTIFICATION CSA	YES
UNIT WARRANTY ⁽¹⁾	3 YEARS COMMERCIAL

RECEPTACLE PANEL



ENGINE

ENGINE BRAND	HONDA
ENGINE MODEL	GX390
ENGINE STARTER	RECOIL/RECOIL
ENGINE SPEED	3600 RPM
ENGINE CYLINDERS	SINGLE
ENGINE HP	11.7
FREQUENCY	60 HZ
IGNITION SYSTEM	DIGITAL CDI, VARIABLE TIMING

LUBRICATION	SPLASH
BORE/STROKE	88.0 mm x 64.0 mm
DISPLACEMENT/TYPE	270CC/ OHV
LOW OIL PROTECTION	STANDARD
RECOMMENDED OIL ⁽²⁾	5W-30 SAE
OIL CAPACITY	1.2 QT
COMPRESSION RATIO	8.2:1

FUEL

FUEL TANK	8 GAL
FULL LOAD RUN TIME	8 HRS
FUEL GAUGE	ON TANK

FUEL CONSUMPTION	
100%	1.00 GAL/HR
75%	0.78 GAL/HR
50%	0.58 GAL/HR
25%	0.44 GAL/HR

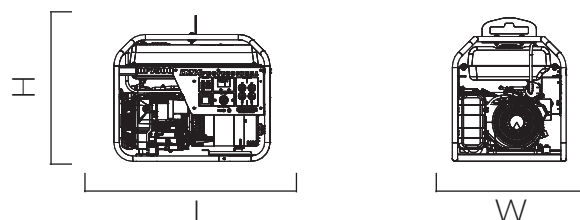
GENERATOR END

GENERATOR END BRAND	MECC ALTE
GENERATOR END MODEL	S20W-95
PHASE	SINGLE
VOLTAGE REGULATION	CAPACITOR +/- 5%
TEMPERATURE RISE	125/40°C
BRUSHLESS	YES
SPEED	3600 RPM

STATOR	2/3 PITCH
WINDINGS	100% COPPER
STATOR WINDING	DOUBLE LAYER CONCENTRIC
BEARINGS	SINGLE (MAINTENANCE FREE)
EFFICIENCY PEAK	78.2%
INSULATION	CLASS H
INGRESS PROTECTION	IP23

SHIPPING

SHIPPING DIMENSIONS (L x W x H)	30" x 22" x 24"
SHIP WEIGHT	210 LBS
FREIGHT CLASS	70



OPTIONAL ACCESSORIES

DOLLY KIT	16199-039
COVER	34.75" x 25" x 24.5"
MAINTENANCE KIT	16200-003
BATTERY	80765-016

NOTES:

(1) For more warranty information, see operator's manual.

(2) The recommended oil is for normal applications.

See operator's manual for more oil recommendations. Specifications are subject to change without notice.



Sales: 507-357-6821
Service: 507-357-6831

